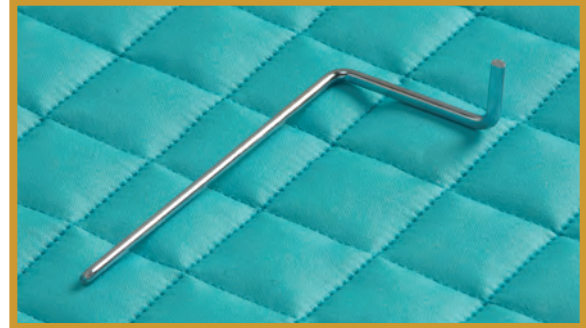



# BABY LOCK SEWING ACCESSORIES

## Quilting Bar (ESG-QB) Instructions

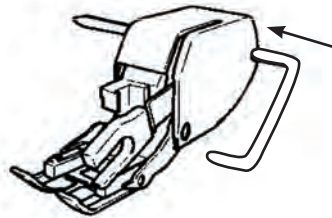


The quilting bar is great for guiding exact rows of parallel topstitching that are equally spaced. This quilting bar can also be used with the walking foot.

1. Insert the stem of the quilting bar into the hole at the rear of the walking foot or presser foot holder.



Presser foot holder

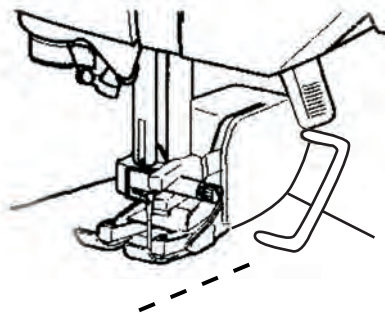


Walking foot\*

2. Adjust the stem of the quilting bar so that the guide aligns with the seam that has already been sewn.

\* If a walking foot is not included with your machine model, contact your Baby Lock Retailer to purchase one.

Note: If using the BLQP and the Quilting Bar, the Master Bracket (BLQP-MB) must also be used.



**FOR THE LOVE OF SEWING**