



Baby Lock Ellisimo GOLD (Model BLSOG) Software Update Version 4.04

February 2016

Introduction

If the software version of your Ellisimo GOLD (Model BLSOG) is earlier than version 4.04, an update program is now available for download to improve its performance.

Note:




This update is available for machines with and without upgrade kits (BLSO-U, BLSO-U2, BLSO-BF2 and BLSO-U4).

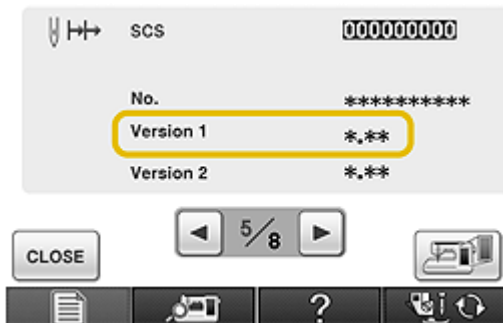
When the machine is turned on for the first time after updating by this software, the machine needs more time to display the opening movie or home page screen than usual. Don't turn off the machine until the machine starts completely.

Version 4.04 update will provide the following change:

1. Improved functionality of the following feature
Running Stitch uniformity with frame pattern enlargement.

To confirm the software version of your BLSOG

1. Press the power switch to turn on your machine. The LCD screen comes on.
2. Touch anywhere on the initial screen.
3. Touch  (Machine Setting Mode Key) at the bottom of the display. The Settings screen appears.
4. Switch screens by using  (Previous page key) or  (Next page key) to display the software version.





5. If the "Version 1" shown, is already "4.04" or later, it is not necessary to update your machine with the program on this page.

How to download the update program

1. Create a temporary folder (ex. C:\Temp) on your computer to save the update program file to be downloaded.
2. Download the file: **xV404_taco_P.upf**, to the temporary file on your computer.
3. If using a USB to update your machine, you must **FORMAT** the USB.
4. Copy the file to the formatted USB.
5. Follow the instructions in your manual for putting your machine into update mode and completed the update.

How to update your machine's software

You can use USB Flash drive or a computer to update your machine's software. Follow the procedure described in the instruction manual.

***** NOTE *****

- When using USB Flash drive to update the machine's software, check that no data except for the update file is saved on the USB Flash drive being used before beginning update.
- When using a computer connection to update the machine's software, check your computer's operating system.
USB functionality is only available to be used with Microsoft Windows XP, Windows Vista, Windows 7, Windows 8/ 8.1 or Windows 10.



Ellisimo GOLD (Model BLSOG) Update History

Version 4.03 update will provide the following changes:

- Fixed the situation where the machine may stop when pressing the main pedal of the multi-function foot controller without connecting the side pedal to the main foot controller.
** This optional multi-function foot controller is only available for Embroidery and Sewing Upgrade IV (Model BLSO-U4) users.*
- Fixed the situation where the machine may reboot when turning on the machine, pressing the Sewing key on the home page screen or selecting the utility stitches you saved your specific settings.
- Fixed the situation where the machine may trim the threads at the bar tack of buttonhole when sewing the pattern in the Large buttonhole patterns in the New Category of Embroidery Patterns.
** The embroidery patterns in the New Category are only available for Embroidery and Sewing Upgrade IV (Model BLSO-U4 (Sold separately)) users.*
- Improved On Screen Designer Function.
 - Increased the maximum memory capacity to create or edit the embroidery design on the On Screen Designer function.
 - Added the storage capacity indicator on the edit screen of On Screen Designer.



- For detail information, refer to the revised manual. (See page 50.)

- Improved the performance for displaying the image on the LCD.
- Improved the quality of reinforcement stitches when embroidering.

Version 3.20 update provided the following changes:

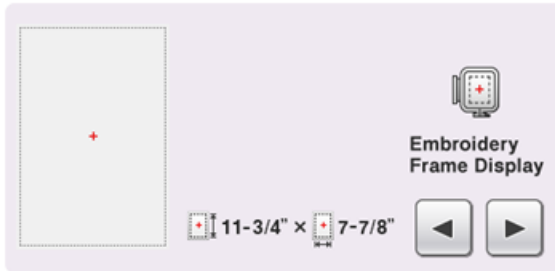
- The following optional embroidery frame can be used on the machine.
** Embroidery Hoop and Grid (6" X 6") [Model number: BLMA-150]*
- Corrected the misspellings of the item in the machine settings. (English)
- Corrected the misspellings of some thread color names. (English)

Version 3.10 update provided the following changes:

- Improved procedures for connecting embroidery patterns using camera function.
** This feature is only available for Embroidery Upgrade III (BLSO-BF2 (Sold separately)) users.*
Note:
The operation manual for the BLSO-BF2 has been revised to show the improved procedure.



- Updated Stitch Recalculator function in all patterns.
- The frame sizes in the "Embroidery Frame Display" can be displayed in inches when selecting "inch" as the display units.



- Revised the wording of messages.

Version 3.01 update provided the following changes:

- Fixed the situation where the color shuffling function may not work correctly.
- Fixed the situation where connecting patterns by using the camera function may not be embroidered correctly.
** It has been applied to the feature activated by the Embroidery Upgrade III (BLSO-BF2 (Sold separately))*