



Baby Lock Flourish (Model BLMFO) Software Update Version 1.23

April, 2018


Introduction

If the software version of your Flourish (Model BLMFO) is earlier than version 1.23, an update program is now available for download to improve its performance.

Version 1.23 update will provide the following changes:

1. Version number change only / No change in functionality

To confirm the software version of your BLMFO

2. Press the power switch to "|" to turn on your machine.
3. Press  (Settings key) to display the machine's settings screen.
4. Switch the settings screens by using ◀ (Previous page key) or ▶ (Next page key) to display the machine's program version.



5. If the "**Version**" shown in the screen is already "**1.23**" or later, it is not necessary to update your machine with the program on this page.



How to download the update program

1. Create a temporary folder (ex. C:\Temp) on your computer to save the update program file to be downloaded.
2. Click the “DOWNLOAD FILE” below.
3. Select the previously created temporary folder (ex. C:\Temp) where the downloaded file should be stored.
4. Download the file.

[Download FILE](#) (UPF File, size: 20.4 MB)

How to update your machine’s software

You can update the machine’s software using a USB media.

Follow the procedure described in the instruction manual.

[Instruction PDF](#) (File size: 475 KB)

***** NOTE *****

- Do not turn off your machine while the machine is saving the update software to itself. If the machine's power is turned off while saving the update software, it may result in damage to the machine.
- When using USB Flash drive (USB Flash memory) to update the machine’s software, check that no data except for the update file is saved on the USB Flash drive (USB Flash memory) being used before beginning update.



Baby Lock Flourish (Model BLMFO) Update History

➤ **Version 1.22 update will provide the following changes:**

1. Minor improvement to touch panel function

➤ **Version 1.21 update will provide the following changes:**

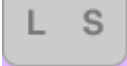


1. Revised the wording of messages.

➤ **Version 1.11 update will provide the following changes:**

1. Improved machine's functionality for the following feature.
 - Reading the embroidery pattern from the original embroidery card.

NOTE: It is acceptable to attach USB reader/writer media to machine's USB port even though it is currently not stated within the instruction manual for the machine.

➤ **Version 1.10 update will provide the following changes:**

1. Improved the software so that  (Size selection key) is not displayed.
2. Improved the software so that the "Input Sensitivity" setting blinks when pressing any keys except for the  (Settings key) and  (Back key) on the operation panel.
3. Improved the font data No.06 and 07 to sew more attractively.
4. Change the movement speed of the embroidery frame when adjusting the embroidery position on Embroidery settings screen.
5. Improved the thumbnail displays for font No. 03 and 09.

➤ **Version 1.09 update will provide the following changes:**

1. Improved minor issues



➤ **Version 1.08 update will provide the following changes:**

1. Improved the following features.
 - Embroidery Carriage Storage button function.
 - Running Stitch uniformity with frame pattern enlargement.