



Baby Lock Spirit (Model BLPY) Software Update Version 4.00

June 2019




Introduction

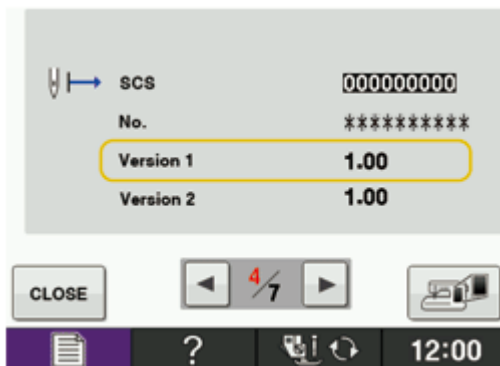
If the software version of your Spirit (Model BLPY) is earlier than version 4.00 an update program is now available for download to improve its performance.

Version 4.00 update will provide the following changes:

1. Improved machine's functionality for reading the pattern data from USB DVD/CD drive

To confirm the software version of your BLPY

1. Press the power switch to turn on your machine. The LCD screen comes on.
2. Touch anywhere on the initial screen.
3. Press  (Machine Setting Mode Key) at the bottom of the display. The Settings screen appears.
4. Switch screens by using  (Previous page key) or  (Next page key) to display the software version.



5. If “**Version 1**” shown in the screen is already **4.00** or later, it is not necessary to update your machine with the software on this page.

If “**Version 1**” shown in the screen is lower than **4.00**, follow the procedure to update your machine.



How to download the update program

1. Create a temporary folder (ex. C:\Temp) on your computer to save the program file to be downloaded.
2. Click the Download link on the download page for your machine. The update file is named **V_V400_taco_A.upf**, and it is **54.0 MB** in size.
3. Select the previously created temporary folder (ex. C:\Temp) where the downloaded file should be stored, and then download the file.

How to update your machine's software

The following two methods are available to update your machine's software.

1. Update procedure using USB media
2. Update procedure using a computer connection (USB Function)

Follow the procedure described in the instruction manual.

***** NOTE *****

- Do not turn off your machine while the machine is saving the update software to itself. If the machine's power is turned off while saving the update software, it may result in damage to the machine.
- When using USB Flash drive (USB Flash memory) to update the machine's software, check that no data except for the update file is saved on the USB Flash drive (USB Flash memory) being used before beginning update.
- When using a computer connection to update the machine's software, check your computer's operating system.
USB functionality is only available to be used with **Microsoft Windows 7/ 8.1/ 10.**



Baby Lock Spirit (Model BLPY) Update History

- **Version 3.03 update provided the following changes.**
 1. Version number change only / No change in functionality.

- **Version 3.02 update provided the following changes.**
 1. Improved machine's functionality for keeping the proper position of the embroidery foot when moving the embroidery frame after cutting the thread.
 2. Improved machine's functionality for sewing reinforcement stitches when embroidering.

- **Version 3.00 update provided the following changes.**
 1. Improved machine's functionality for sewing reinforcement stitches when embroidering.

- **Version 2.02 update provided the following changes.**
 1. Improved the thumbnails display of some embroidery characters.

- **Version 2.01 update provided the following changes.**
 1. Improved machine's functionality for the following features or some issues.
 - 1-1. Capability for recalling particular PES data that contains incompatible format
 - 1-2. Embroidering frame patterns

- **Version 1.13 update provided the following changes.**
 1. Fixed the situation where the machine may not raise the presser foot when moving the carriage of the embroidery unit for rethreading the upper thread during embroidering.

- **Version 1.12 update provided the following changes.**
 1. Corrected the misspellings of the word.

- **Version 1.11 update provided the following changes.**
 1. Improved the upgrade function.
 2. Fixed the situation where the machine did not initialize the thread cutter unit correctly and that may cause a trouble such as failure of the thread trimming or the improper thread trimming.



- **Version 1.08 update provided the following changes.**
 1. Improved the quality of reinforcement stitches when embroidering.
 2. Fixed the situation where the machine reboots when loading an embroidery pattern in the original embroidery card created by ESS/ ESS-2.

- **Version 1.06 update provided the following changes.**
 1. Fixed the situation where the machine might reboot when touching the screen while playing the opening movie in the display.

- **Version 1.05 update provided the following changes.**
 1. Improved so that the machine remembers the name for removable disk when it is named by user on the PC.
 2. Electric power consumption of the machine in the "Shutoff Support Mode" is reduced to 0.5W or less.

- **Version 1.04 update provided the following changes.**
 1. Fixed the situation where the machine may not recognize USB flash drive when re-inserting it to the USB port on the machine.
 2. Improved the program for initializing the machine when the machine is turned on.