


Mad About Plaid

Two Block Version With Sashing



© 2018 SewpBox Productions, Inc.
PLEASE NOTE: Block measurements above are FINISHED measurements. Throughout the rest of the instructions all measurements are UNFINISHED measurements.
All rights reserved. 092118

Fabric Requirements

Finished Quilt Size: 76" x 75"

(Fabric Requirements based upon 43" useful fabric edge-to-edge)

White: 1/4 Yard (8" S2S - Selvage to Selvage)

Lt Grey: 1/2 Yard (16.5" S2S)

Dk Grey: 1/4 Yard (8" S2S)

Lt Yellow: 1 1/4 Yards (42.5" S2S)

Dk Yellow: 5/8 Yard (22.5" S2S)

Lt Blue: 1/2 Yard (13.5" S2S)

Dk Blue: 1/2 Yard (13.5" S2S)

Vertical Sashing: 1/3 Yard (10" S2S)

Lt Horizontal Sashing: 1/4 Yard (2.5" x 76")

Dk Horizontal Sashing: 1/4 Yard (2.5" x 76")

Binding: 2/3 Yard (8 strips S2S cut up to 2 3/4" wide)

Backing: 2 1/3 Yards

This quilt is comprised of 15 blocks:

Yellow Block (x9)

Blue Block (x6)

For the Yellow Block, 5 Yellow Block Strip Sets "A" are needed. For each strip set cut one S2S strip of each of the following:

Dk Yellow: 4.5"

Lt Yellow: 8.5"

Md Grey: 3.5"

Assemble Yellow Block Strip Sets "A" as shown. Press seams open.

From each strip set, sub-cut as follows:

5.5" (x2)

6.5" (x2)

7.5" (x2)

For the Yellow Block, 2 Yellow Block Strip Sets "B" are needed. For each strip set cut one S2S strip of each of the following:

Md Grey: 4.5"

Lt Grey: 8.5"

White: 3.5"

Assemble Yellow Block Strip Set "B" as shown. Press seams open.

Sub-cut as follows:

3.5" (x18)

Yellow Block Strip Set A

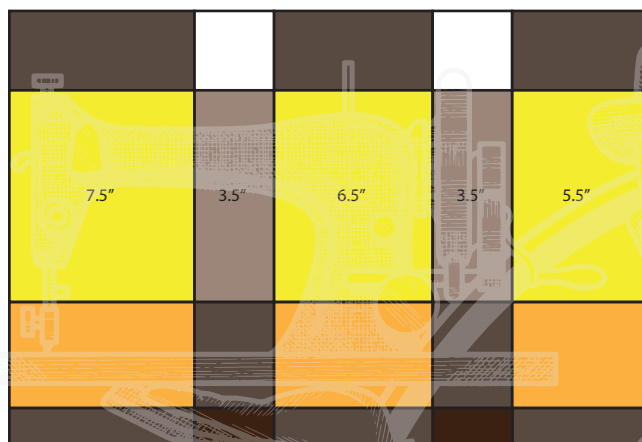
	5.5"	
	6.5"	
	7.5"	
	5.5"	
	6.5"	
	7.5"	

Yellow Block Strip Set B

	3.5"	
	3.5"	
	3.5"	
	3.5"	
	3.5"	
	3.5"	
	3.5"	
	3.5"	
	3.5"	
	3.5"	
	3.5"	
	3.5"	

Assemble Yellow Block as shown below. Press seams open.

Yellow Block (Make 9)



For the Blue Block, 3 Blue Block Strip Sets "A" are needed. For each strip set cut one S2S strip of each of the following:

Lt Yellow: 2"

Lt Blue: 4.5"

Dk Blue: 4.5"

Lt Grey: 3.5"

Assemble Blue Block Strip Sets "A" as shown. Press seams open.

From each strip set, sub-cut as follows:

5.5" (x2)

6.5" (x2)

7.5" (x2)

For the Blue Block, 2 Blue Block Strip Sets "B" are needed. For each strip set cut one S2S strip of each of the following:

Lt Grey: 2"

White: 4.5"

Lt Grey: 4.5"


Md Grey: 3.5"

Assemble Blue Block Strip Set "B" as shown. Press seams open.


Sub-cut as follows: 3.5" (x12)

Once sub-cut, assemble Blue Block as shown on the following page. Press seams open.

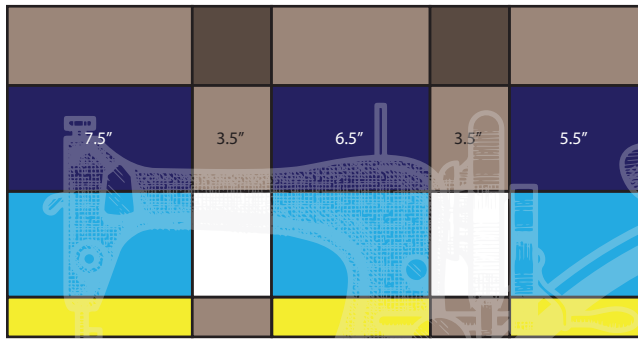
Blue Block Strip Set A



Blue Block Strip Set B



Blue Block (Make 6)



Vertical Sashing (Instruction presumes an unfinished block height of 15.5" for the Yellow Blocks, 11.5" for the Blue Blocks. If your block height is different, modify accordingly.)

For the Vertical Sashing, you will need 6 Sashing Strips that are 2.5" x 15.5" for the Yellow Block Vertical Sashing, 4 Sashing Strips that are 2.5" x 11.5" for the Blue Block Vertical Sashing.

Assemble 3 Yellow Blocks with Vertical Sashing as shown to create 1 row. Press seams toward sashing. Make 3.

Assemble 3 Blue Blocks with Vertical Sashing as shown to create 1 row. Press seams toward sashing. Make 2.

Yellow Block Row (Make 3)



Blue Block Row (Make 3)



Horizontal Sashing (Instruction presumes a unfinished row width of 76.5". If your unfinished row width is different, modify accordingly.)

For the Horizontal Sashing, you will need 2 Light Blue and 2 White Sashing Strips that are 2.5" tall x 76.5" in width. Assemble as shown. Press seams toward sashing.

Quilt and bind as desired.

